



# Department of Statistics University of Delhi

Students' Experience Survey  
Internal Quality Assurance Cell (IQAC)

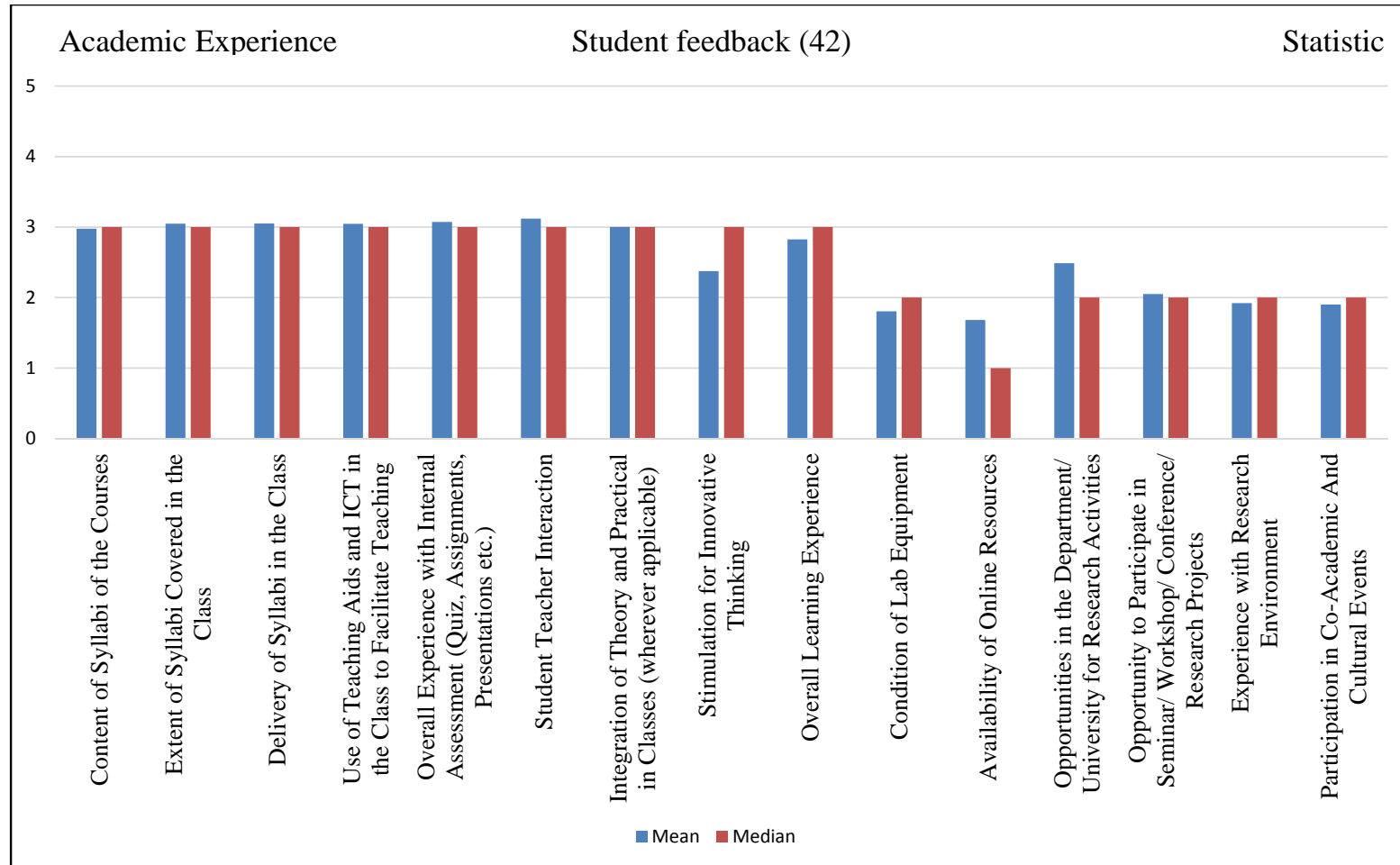
*May-June 2016*

# Table of Contents

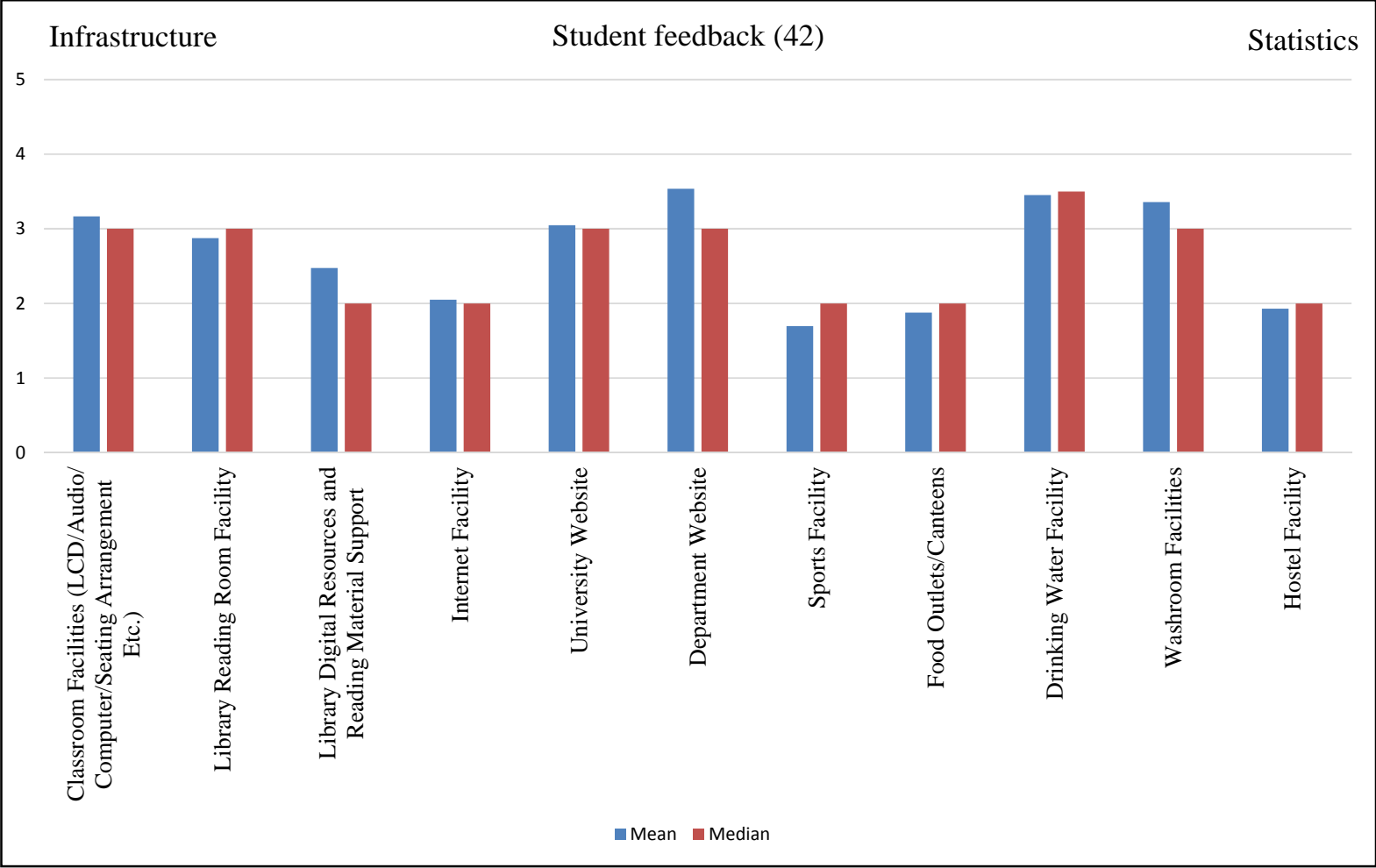
<b>1.</b>	<b>Student Feedback: Bar Charts</b>	
	<i>Academic Experience</i>	1
	<i>Infrastructure</i>	2
	<i>Support System</i>	3
	<i>Skills/Competencies Developed During Course of Study</i>	4
<b>2.</b>	<b>Student Feedback (Arranged by Attendance): Bar Charts</b>	
	<i>Academic Experience</i>	5
	<i>Infrastructure</i>	8
	<i>Support System</i>	11
	<i>Skills/Competencies Developed During Course of Study</i>	14
<b>2.</b>	<b>Student Feedback: Pie Chart</b>	
	<i>“Would you recommend this university to others?”</i>	17
<b>3.</b>	<b>Table 1: Mean, Median, SD, Minimum, Maximum Value for Each Question</b>	18
<b>4.</b>	<b>Table 2: Frequency Distribution in Levels</b>	21
<b>5.</b>	<b>Table 3: Frequency Distribution in Percentage</b>	24

# Student Feedback

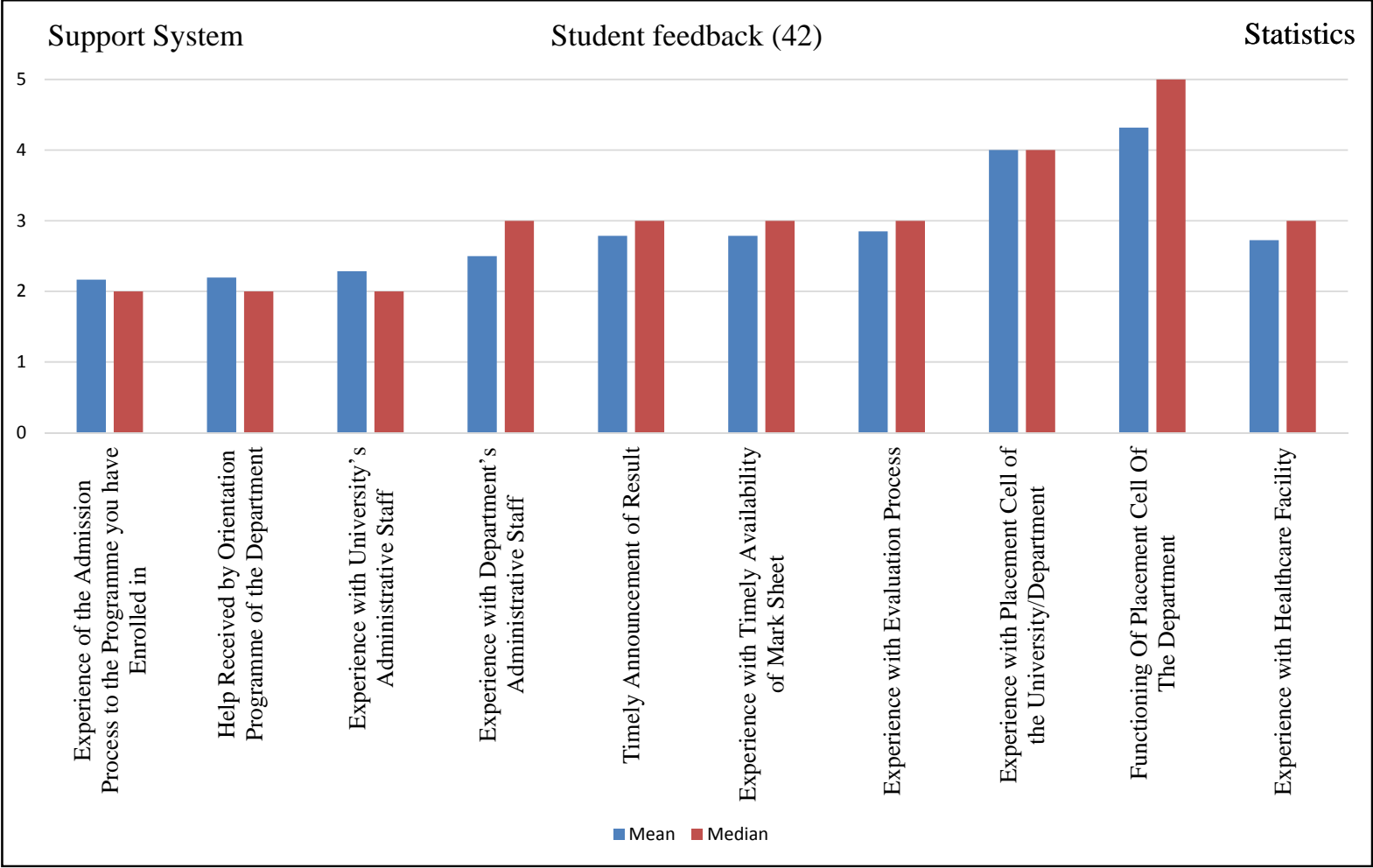
## Academic Experience



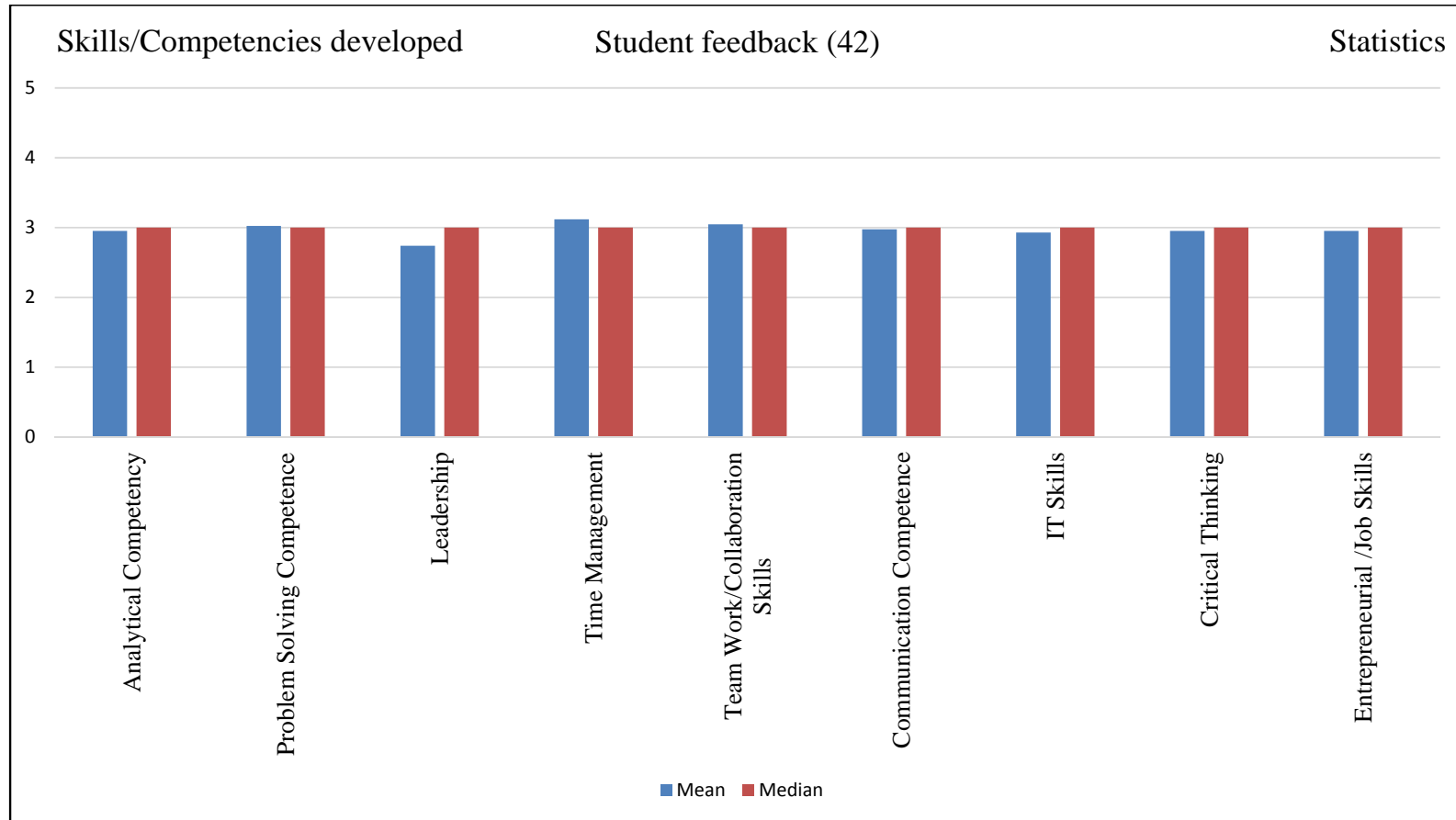
Infrastructure



# Support System

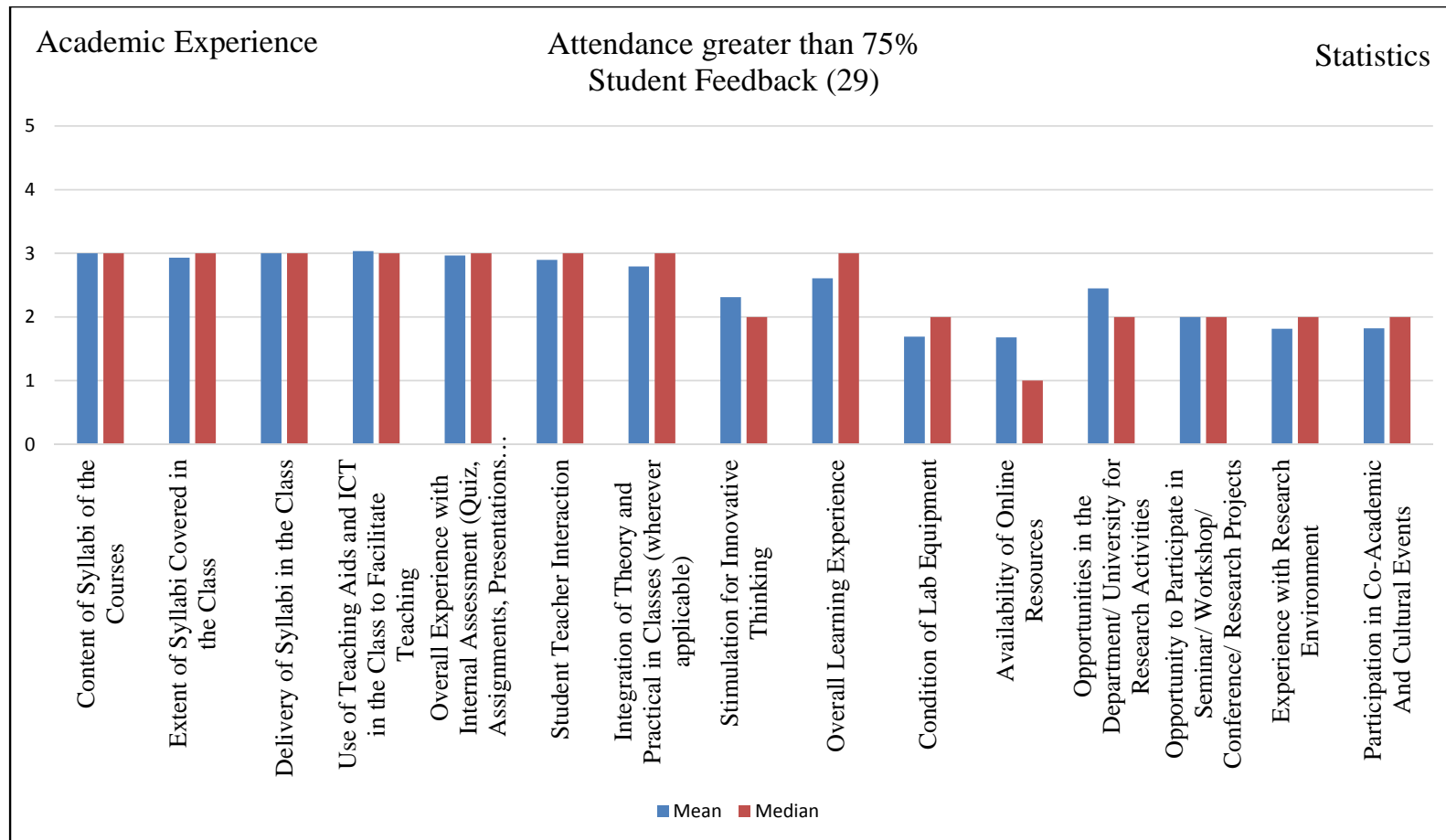


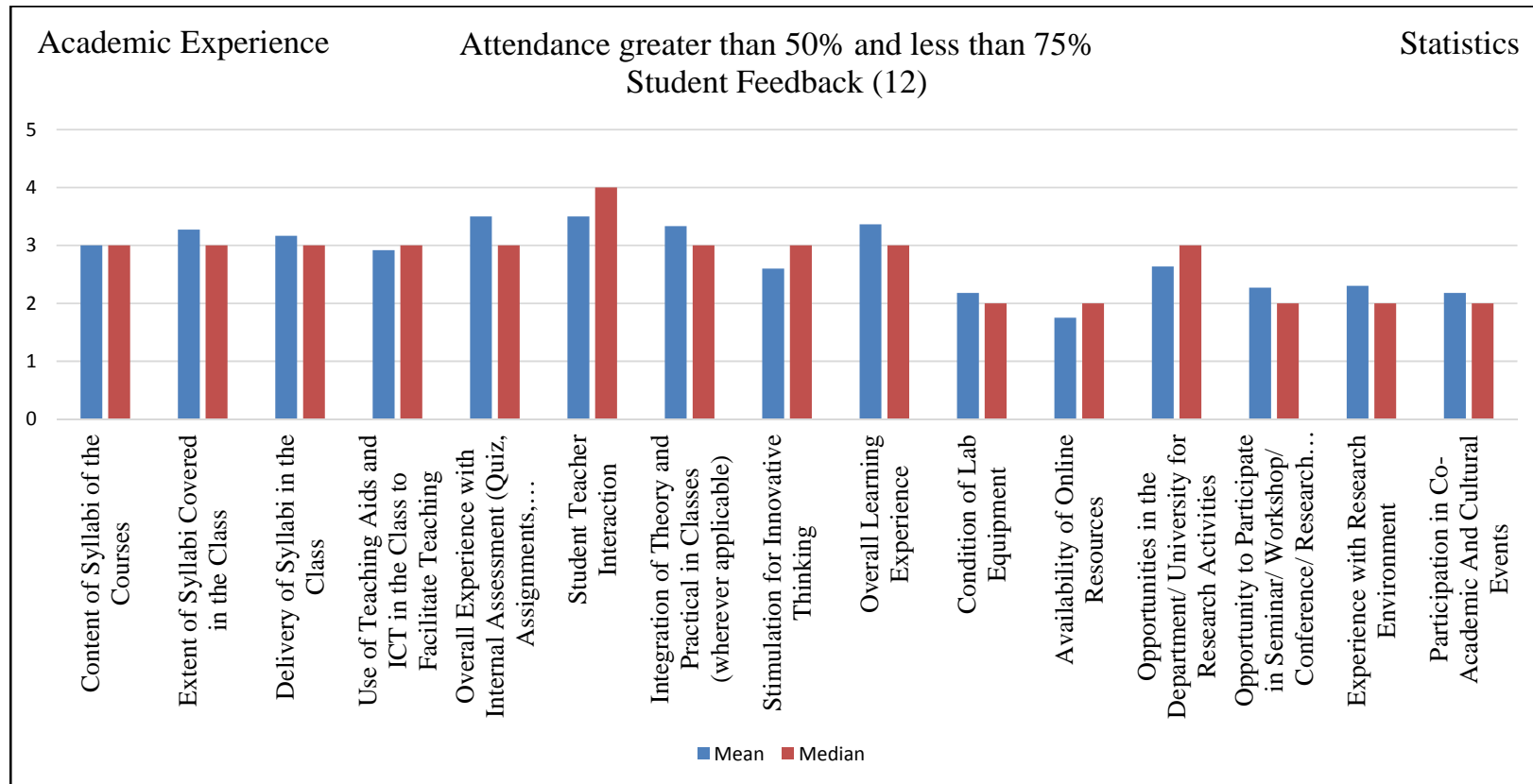
## Skills/Competencies Developed During Course of Study



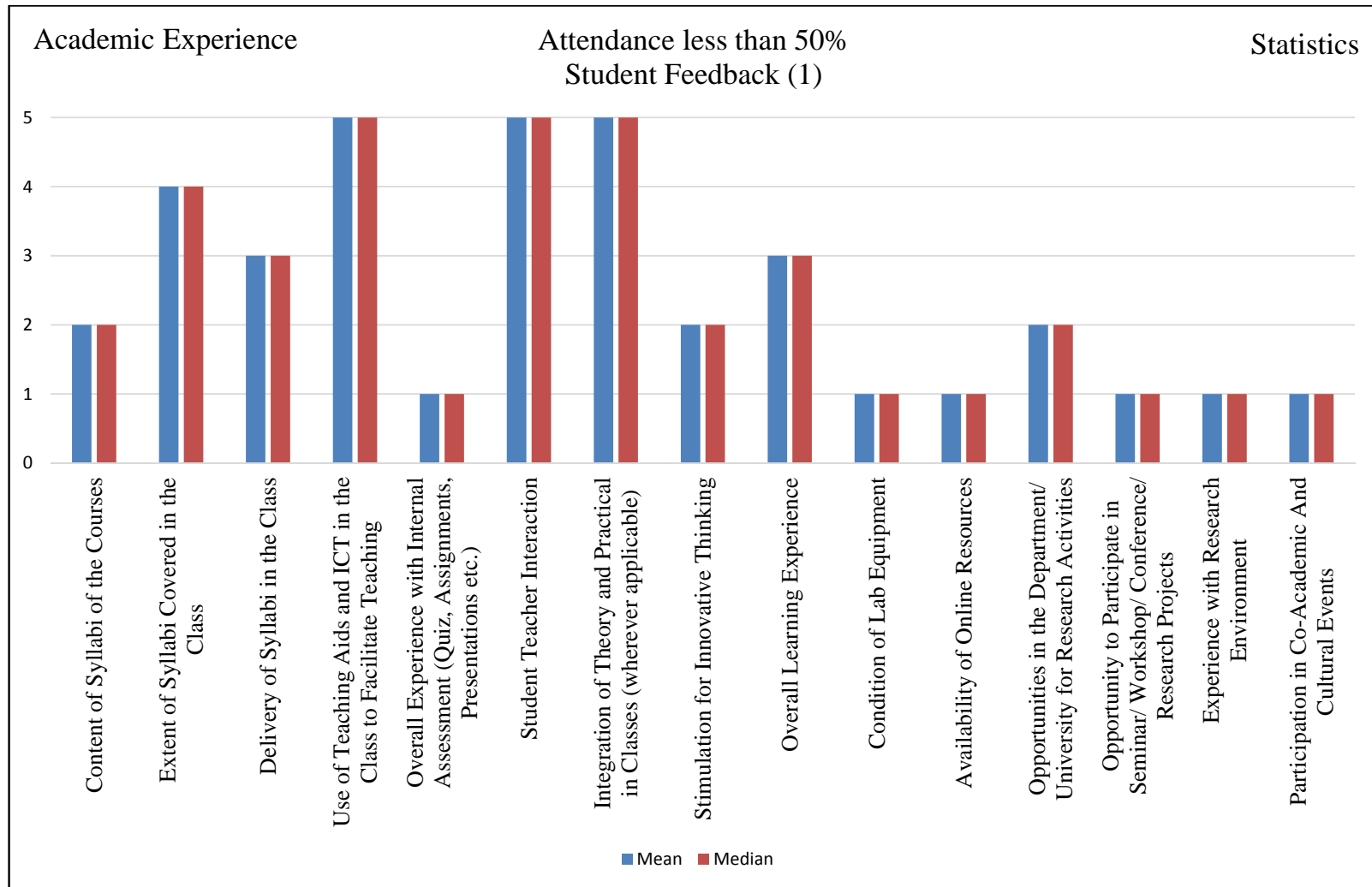
## Student Feedback as per Attendance

### Academic Experience

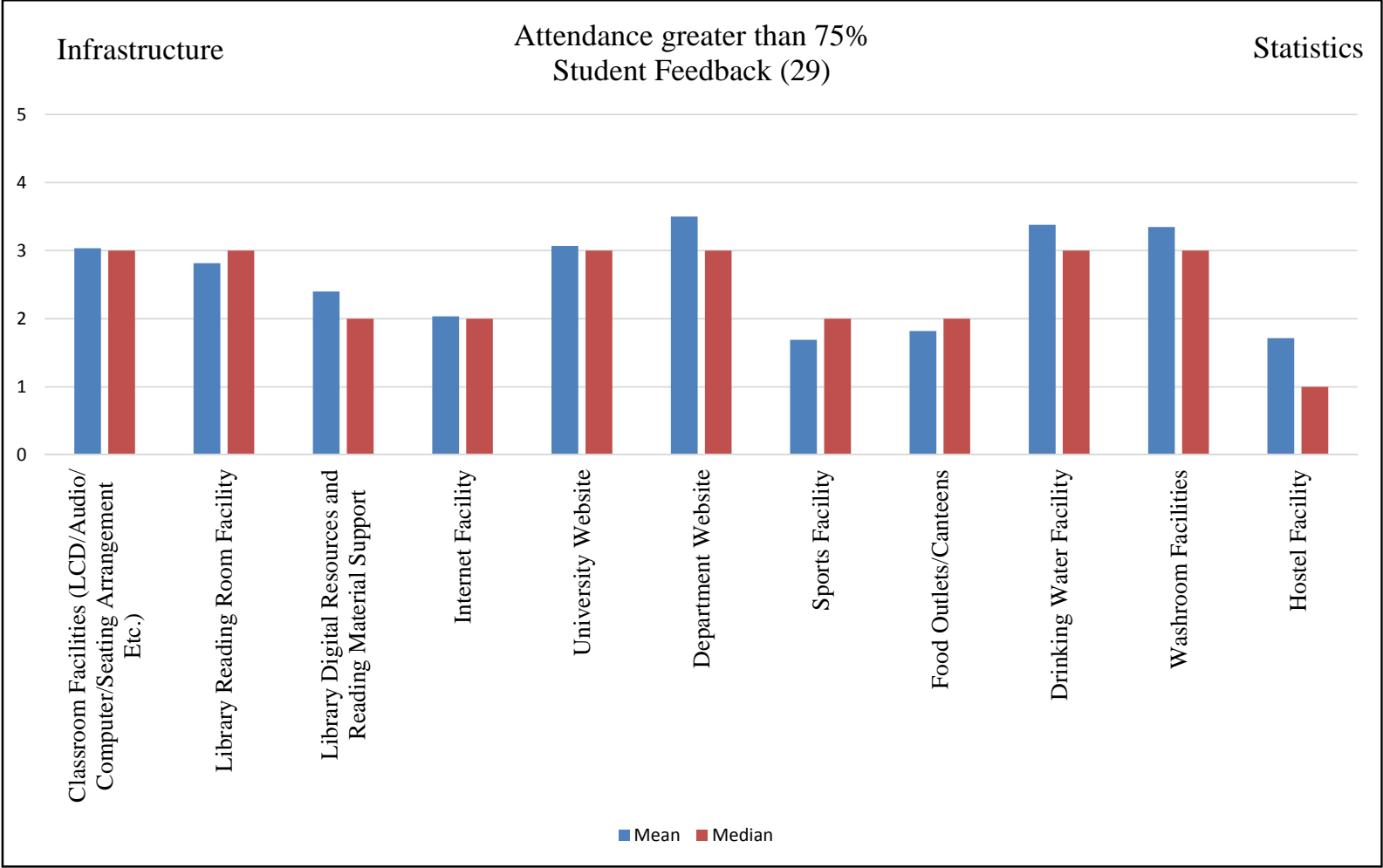


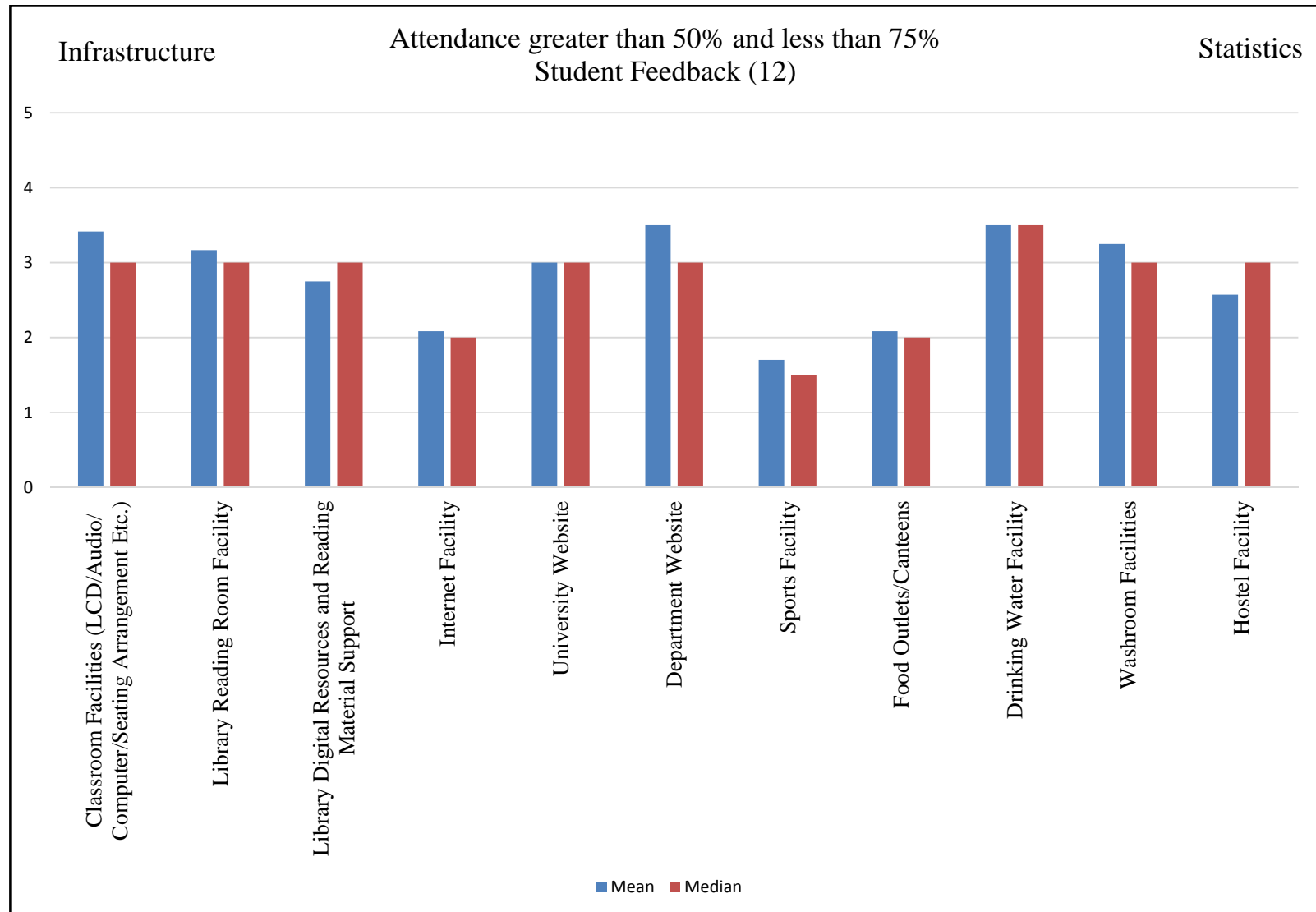


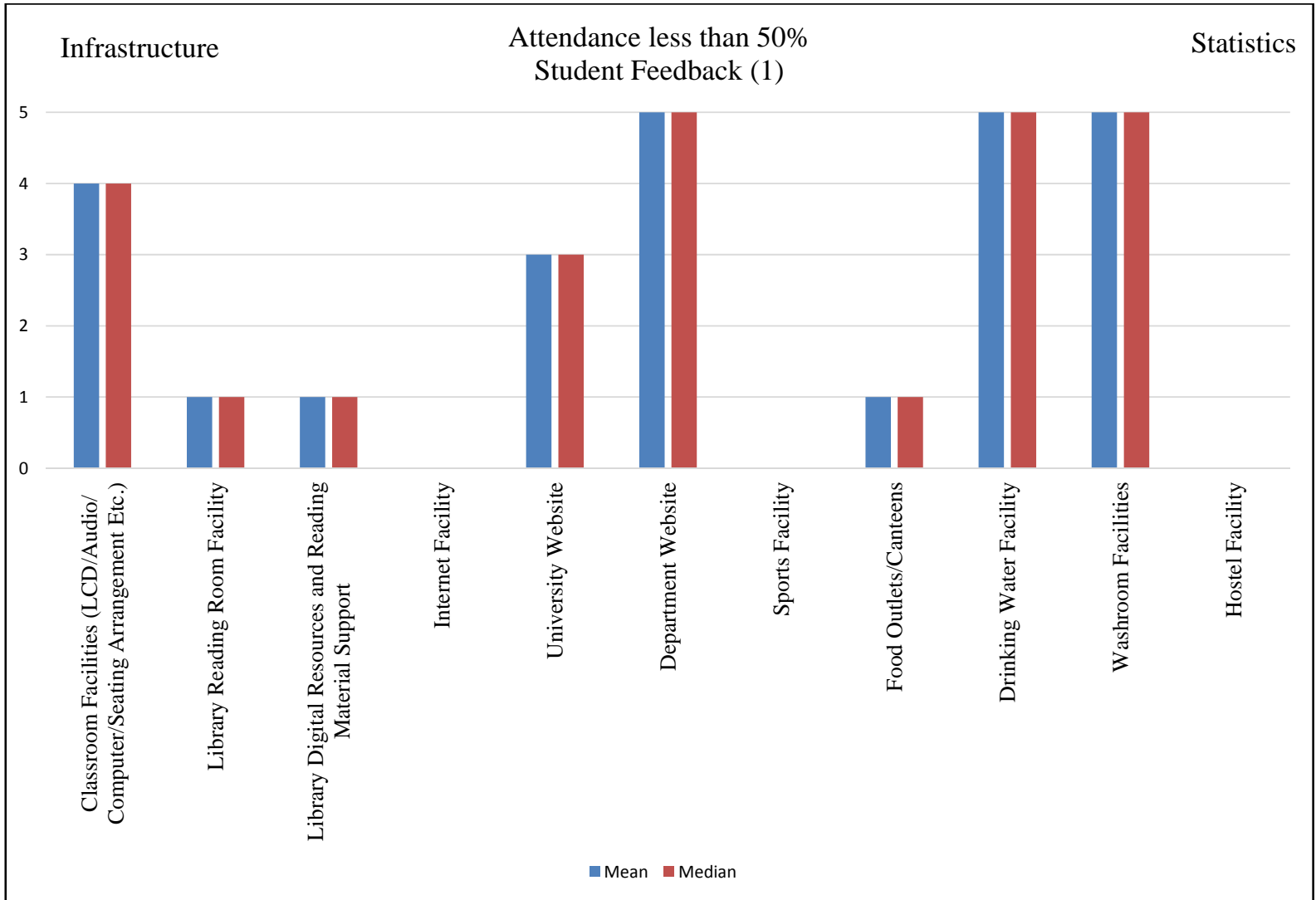




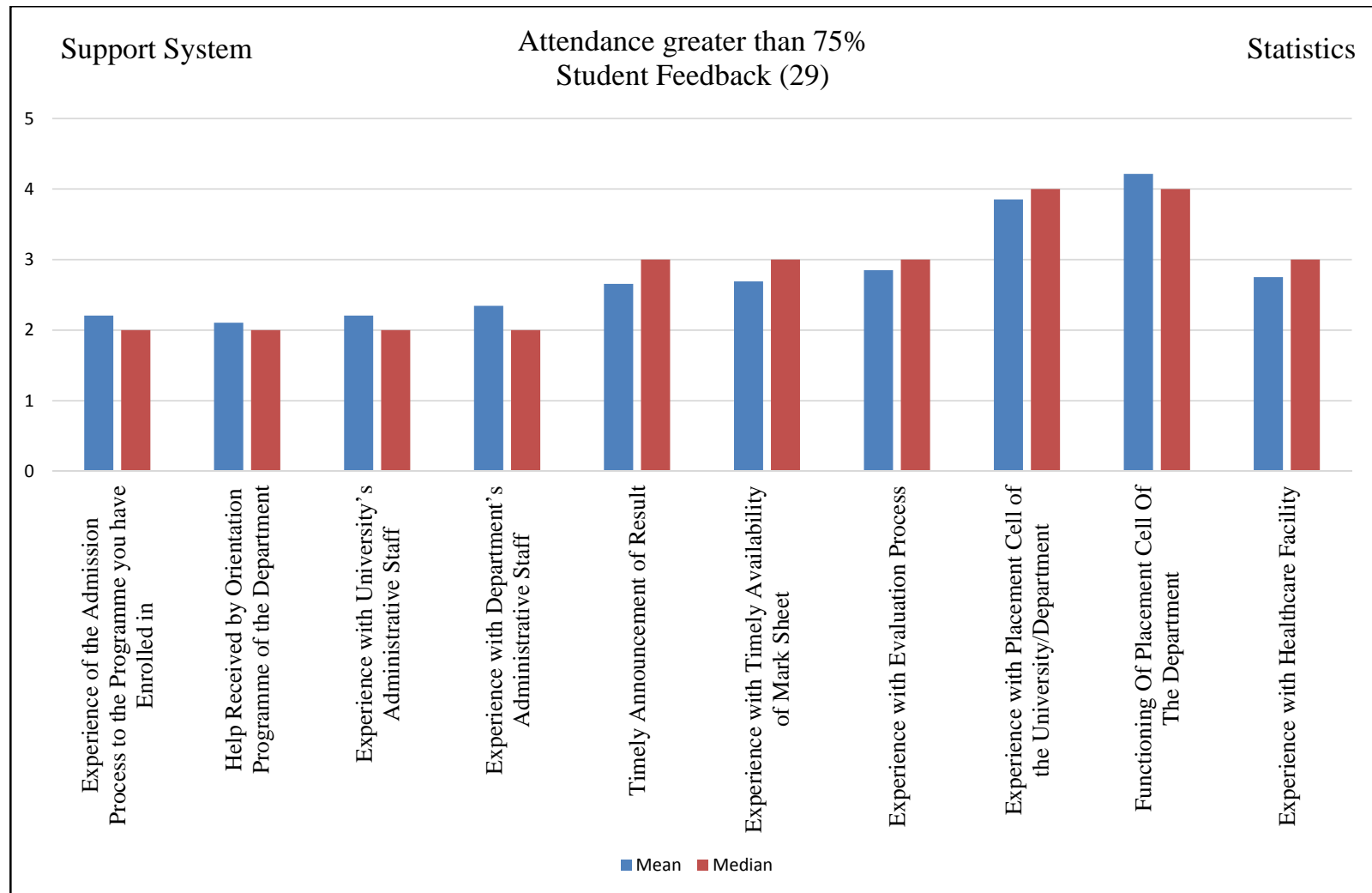
Infrastructure

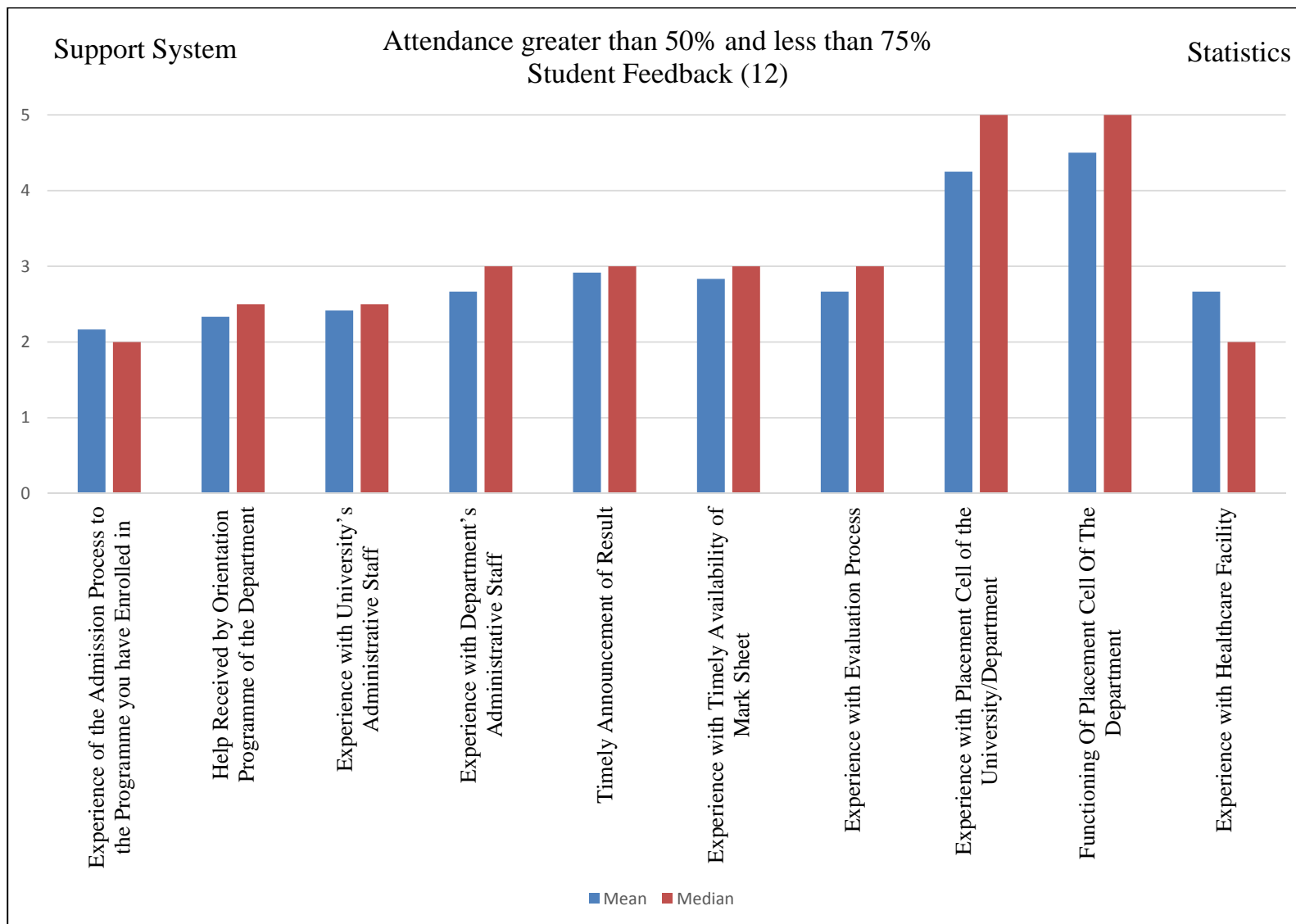


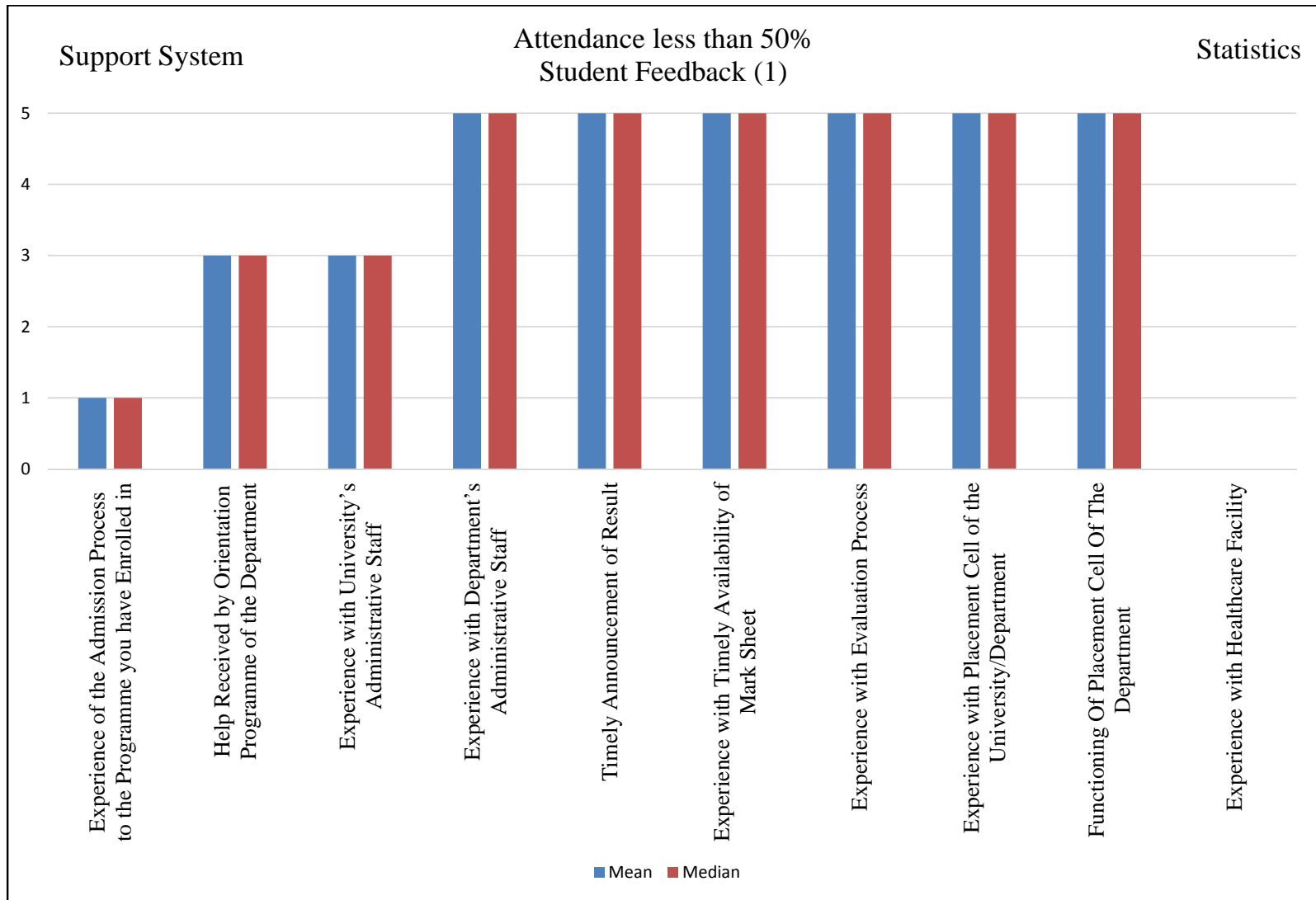




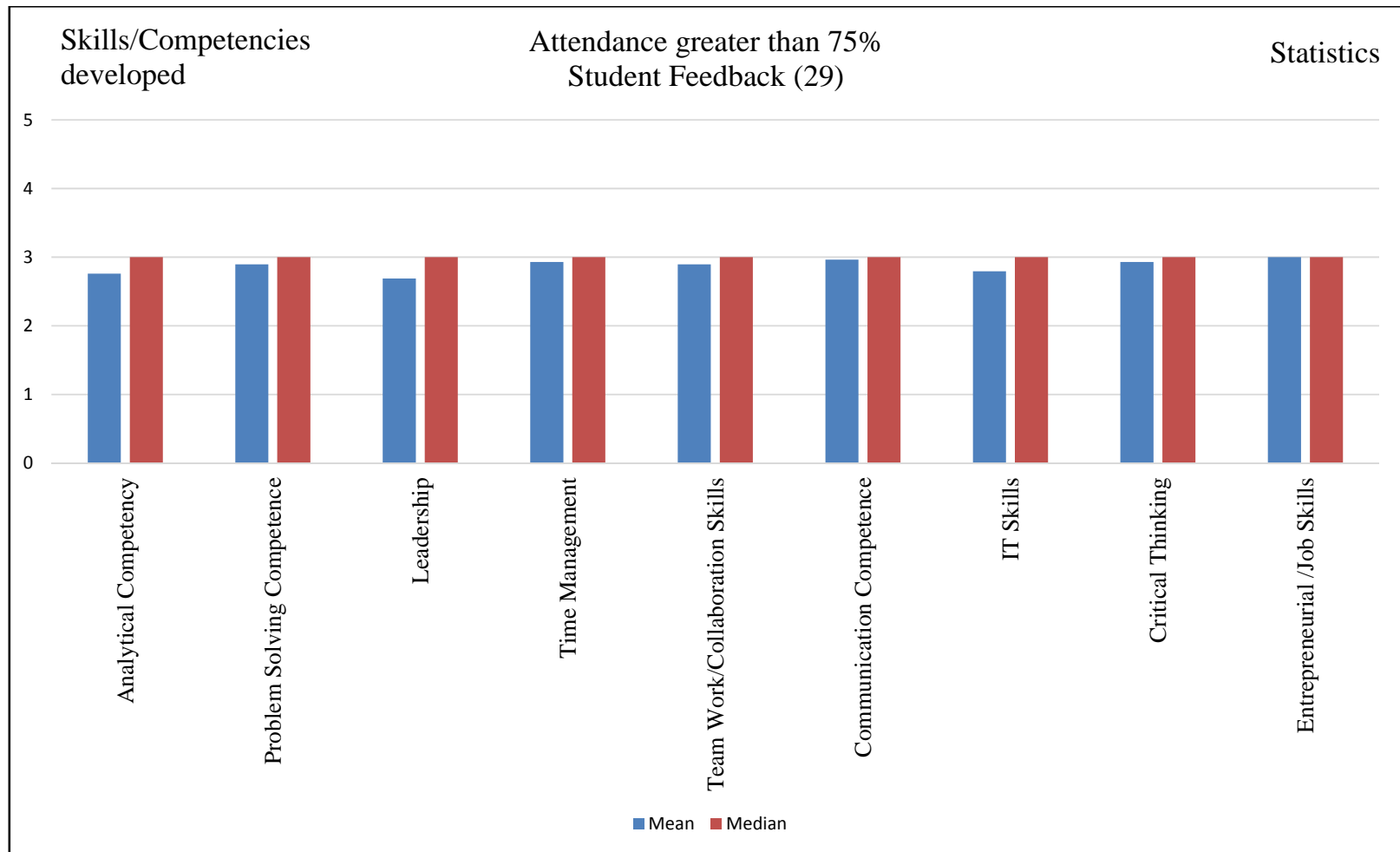
## Support System



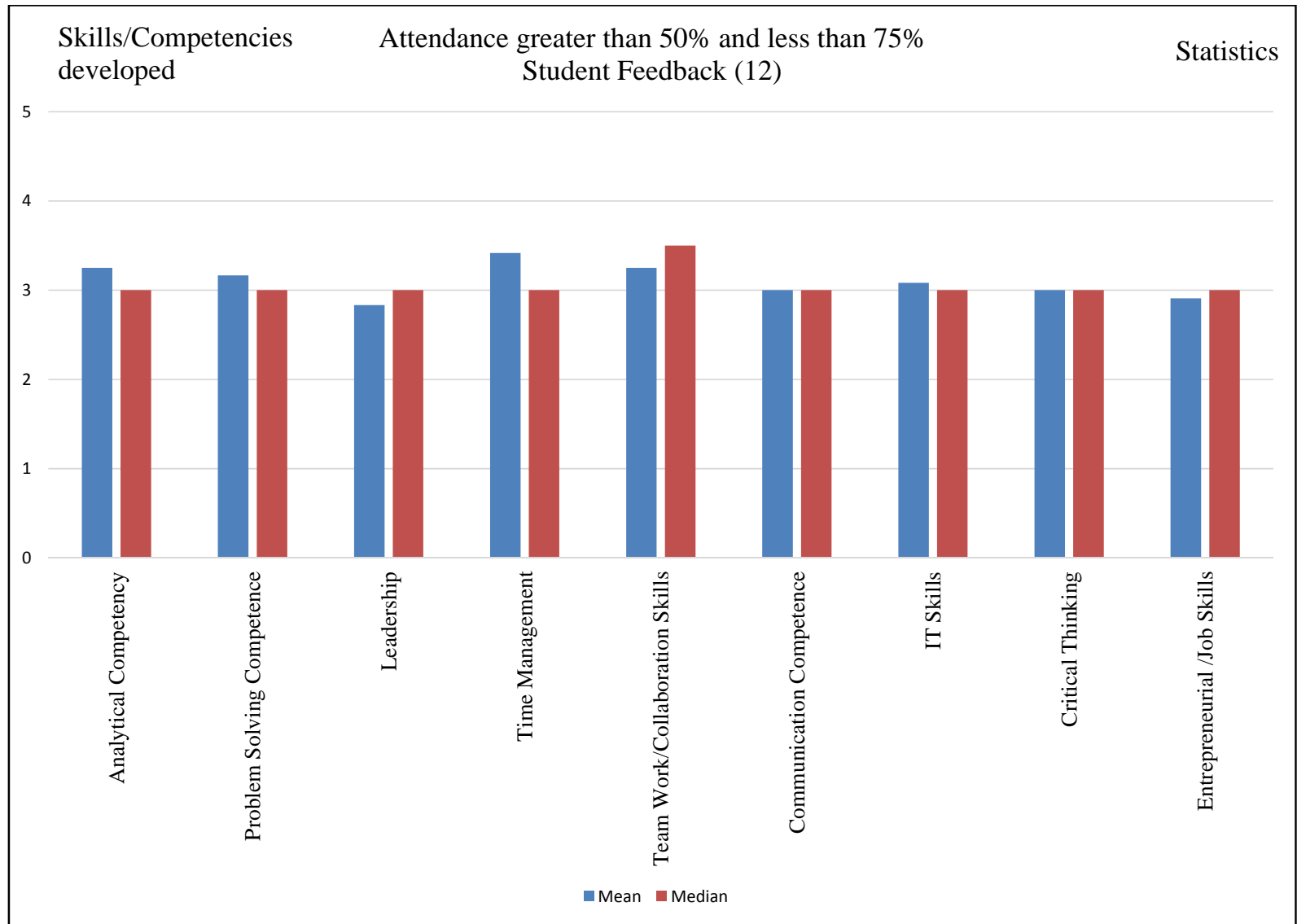


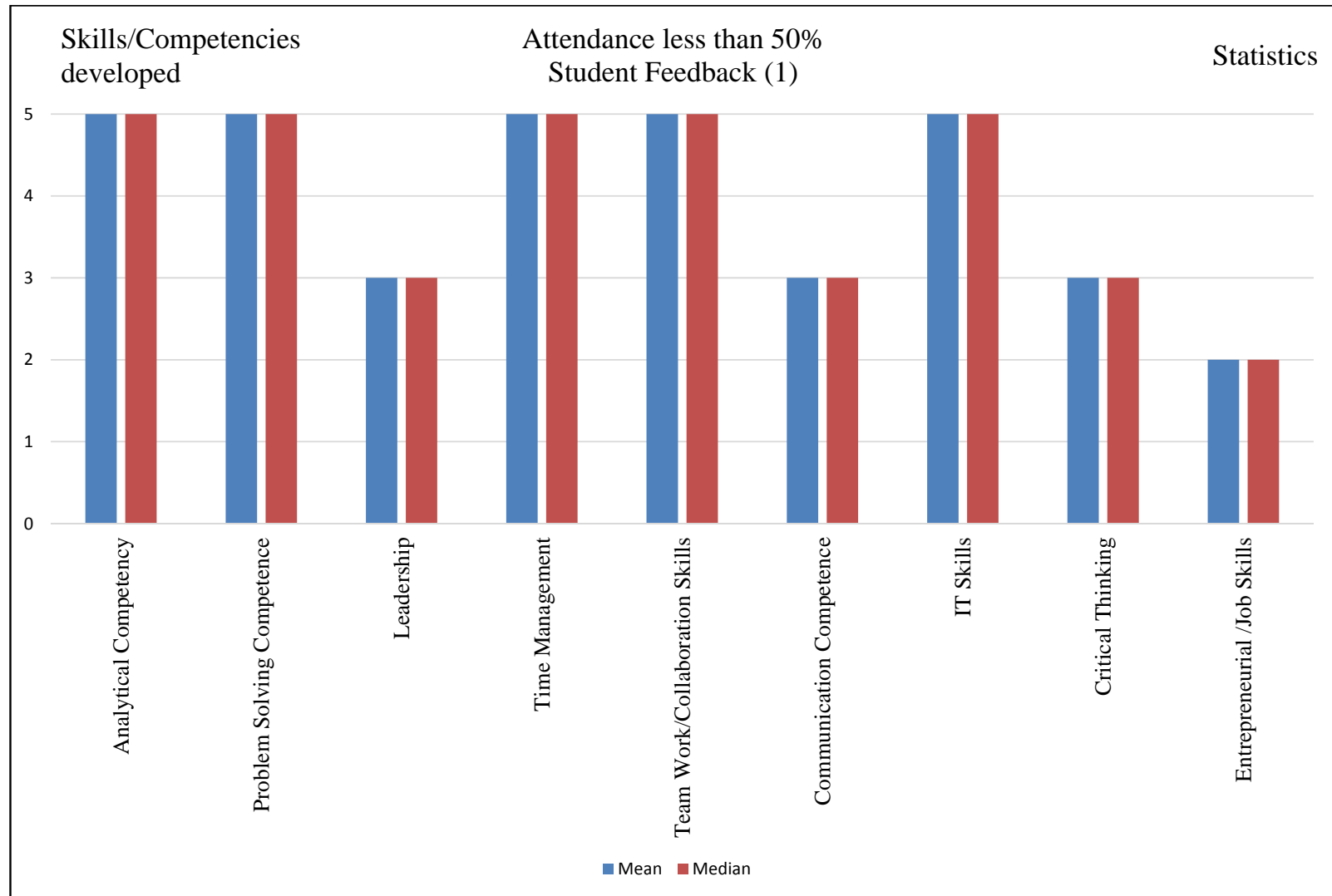


## Skills/Competencies Developed during Course of Study

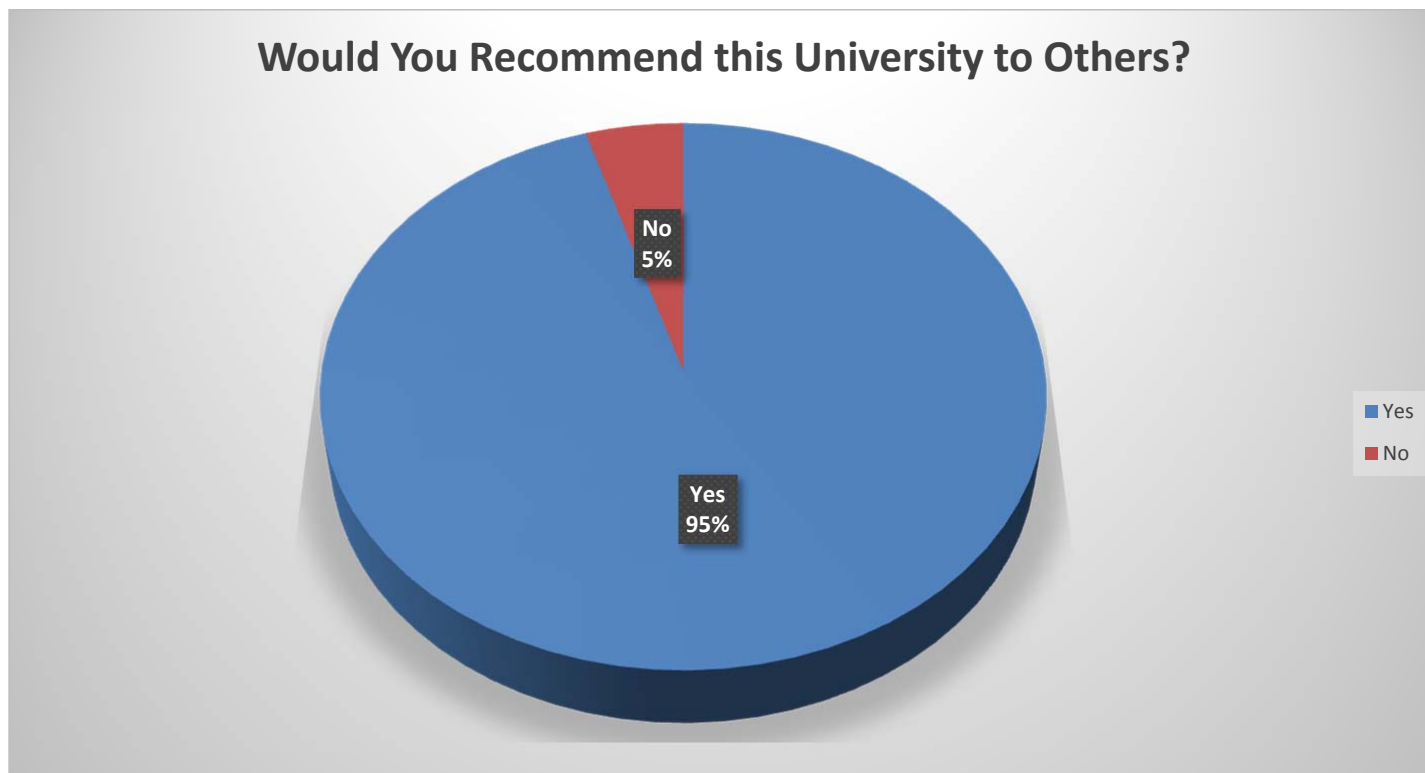








## Student Feedback on “Would you recommend this university to others?”



**TABLE 1: Mean, Median, Standard Deviation, Minimum, Maximum Value for Each Question (N=42)**

S.No	Category	Mean	Median	Standard Deviation	Minimum	Maximum
<b>A.</b>	<b>Academic</b>					
1	Content of Syllabi of the Courses	2.98	3	0.80	2	5
2	Extent of Syllabi Covered in the Class	3.05	3	0.76	1	5
3	Delivery of Syllabi in the Class	3.05	3	0.67	1	5
4	Use of Teaching Aids and ICT in the Class to Facilitate Teaching	3.05	3	0.87	1	5
5	Overall Experience with Internal Assessment (Quiz, Assignments, Presentations etc.)	3.07	3	0.91	1	5
6	Student Teacher Interaction	3.12	3	1.05	1	5
7	Integration of Theory and Practical in Classes (wherever applicable)	3.00	3	1.09	1	5
8	Stimulation for Innovative Thinking	2.38	3	0.94	1	5
9	Overall Learning Experience	2.83	3	0.80	1	4
10	Condition of Lab Equipment	1.80	2	0.86	1	4
11	Availability of Online Resources	1.68	1	0.87	1	5
12	Opportunities in the Department/ University for Research Activities	2.49	2	1.06	1	5
13	Opportunity to Participate in Seminar/ Workshop/ Conference/ Research Projects	2.05	2	1.08	1	5
14	Experience with Research Environment	1.92	2	0.74	1	4
15	Participation in Co-Academic And Cultural Events	1.90	2	0.73	1	4
	<b>Overall</b>	<b>2.56</b>				
<b>B.</b>	<b>Infrastructure</b>					
16	Classroom Facilities (LCD/Audio/ Computer/Seating Arrangement Etc.)	3.17	3	0.78	2	5
17	Library Reading Room Facility	2.88	3	0.87	1	5
18	Library Digital Resources and Reading Material Support	2.47	2	0.91	1	5
19	Internet Facility	2.05	2	0.91	1	4
20	University Website	3.05	3	0.79	1	5
21	Department Website	3.54	3	0.94	1	5

S.No	Category	Mean	Median	Standard Deviation	Minimum	Maximum
22	Sports Facility	1.69	2	0.78	1	4
23	Food Outlets/Canteens	1.88	2	0.92	1	5
24	Drinking Water Facility	3.45	4	1.03	1	5
25	Washroom Facilities	3.36	3	0.97	1	5
26	Hostel Facility	1.93	2	1.00	1	4
	<b>Overall</b>	<b>2.68</b>				
<b>C.</b>	<b>Support System</b>					
27	Experience of the Admission Process to the Programme you have Enrolled in	2.17	2	1.04	1	5
28	Help Received by Orientation Programme of the Department	2.20	2	0.83	1	4
29	Experience with University's Administrative Staff	2.29	2	0.76	1	4
30	Experience with Department's Administrative Staff	2.50	3	1.12	1	5
31	Timely Announcement of Result	2.79	3	1.04	1	5
32	Experience with Timely Availability of Mark Sheet	2.79	3	1.04	1	5
33	Experience with Evaluation Process	2.85	3	0.85	1	5
34	Experience with Placement Cell of the University/Department	4.00	4	1.10	1	5
35	Functioning Of Placement Cell Of The Department	4.32	5	0.81	2	5
36	Experience with Healthcare Facility	2.72	3	0.98	1	5
	<b>Overall</b>	<b>2.86</b>				
<b>D.</b>	<b>Skills/Competencies Developed During Course of Study</b>					
37	Analytical Competency	2.95	3	0.87	1	5
38	Problem Solving Competence	3.02	3	0.94	1	5
39	Leadership	2.74	3	0.90	1	5
40	Time Management	3.12	3	0.93	2	5
41	Team Work/Collaboration Skills	3.05	3	1.09	1	5
42	Communication Competence	2.98	3	0.94	1	5
43	IT Skills	2.93	3	0.94	1	5

S.No	Category	Mean	Median	Standard Deviation	Minimum	Maximum
44	Critical Thinking	2.95	3	1.02	1	5
45	Entrepreneurial /Job Skills	2.95	3	0.99	1	5
	<b>Overall</b>	<b>2.96</b>				
<b>E.</b>	<b>Overall University Experience</b>					
46	Your Overall Academic Experience	3.13	3	0.79	2	5

**TABLE 2: Frequency Distribution in Levels (N=42)**

S.No	Category	Below Average	Average	Good	Very Good	Excellent	Don't Know	Not Applicable
<b>A.</b>	<b>Academic</b>							
1	Content of Syllabi of the Courses	0	12	21	7	2	0	0
2	Extent of Syllabi Covered in the Class	1	7	23	9	1	0	0
3	Delivery of Syllabi in the Class	1	4	28	6	1	0	0
4	Use of Teaching Aids and ICT in the Class to Facilitate Teaching	1	10	19	10	2	0	0
5	Overall Experience with Internal Assessment (Quiz, Assignments, Presentations etc.)	3	6	19	13	1	0	0
6	Student Teacher Interaction	2	11	13	12	4	0	0
7	Integration of Theory and Practical in Classes (wherever applicable)	5	6	19	8	4	0	0
8	Stimulation for Innovative Thinking	9	10	19	1	1	0	0
9	Overall Learning Experience	2	11	19	8	0	0	0
10	Condition of Lab Equipment	18	15	6	2	0	0	0
11	Availability of Online Resources	21	14	5	0	1	0	0
12	Opportunities in the Department/ University for Research Activities	7	16	11	5	2	1	0
13	Opportunity to Participate in Seminar/ Workshop/ Conference/ Research Projects	16	10	9	3	1	1	2
14	Experience with Research Environment	11	20	6	1	0	1	2
15	Participation in Co-Academic And Cultural Events	12	21	6	1	0	0	0
<b>B.</b>	<b>Infrastructure</b>							
16	Classroom Facilities (LCD/Audio/ Computer/Seating Arrangement Etc.)	0	7	24	8	3	0	0
17	Library Reading Room Facility	2	11	18	8	1	2	0
18	Library Digital Resources and Reading Material Support	5	15	14	3	1	3	0

S.No	Category	Below Average	Average	Good	Very Good	Excellent	Don't Know	Not Applicable
19	Internet Facility	15	10	15	1	0	0	1
20	University Website	1	7	25	7	2	0	0
21	Department Website	1	2	20	10	8	0	0
22	Sports Facility	17	14	4	1	0	1	4
23	Food Outlets/Canteens	16	17	6	1	1	0	0
24	Drinking Water Facility	1	7	13	14	7	0	0
25	Washroom Facilities	1	7	15	14	5	0	0
26	Hostel Facility	13	6	7	2	0	4	7
<b>C.</b>	<b>Support System</b>							
27	Experience of the Admission Process to the Programme you have Enrolled in	15	9	15	2	1	0	0
28	Help Received by Orientation Programme of the Department	9	17	13	2	0	0	1
29	Experience with University's Administrative Staff	7	17	17	1	0	0	0
30	Experience with Department's Administrative Staff	10	10	15	5	2	0	0
31	Timely Announcement of Result	5	9	22	2	4	0	0
32	Experience with Timely Availability of Mark Sheet	6	7	22	4	3	0	0
33	Experience with Evaluation Process	2	10	22	4	2	1	0
34	Experience with Placement Cell of the University/Department	1	3	9	9	18	0	1
35	Functioning Of Placement Cell Of The Department	0	1	6	13	21	0	0
36	Experience with Healthcare Facility	3	8	14	2	2	9	2
<b>D.</b>	<b>Skills/Competencies Developed During Course of Study</b>							
37	Analytical Competency	1	12	19	8	2	0	0
38	Problem Solving Competence	1	12	17	9	3	0	0
39	Leadership	4	11	20	6	1	0	0
40	Time Management	0	11	20	6	5	0	0
41	Team Work/Collaboration Skills	2	13	13	9	5	0	0
42	Communication Competence	3	8	20	9	2	0	0



S.No	Category	Below Average	Average	Good	Very Good	Excellent	Don't Know	Not Applicable
43	IT Skills	3	10	17	11	1	0	0
44	Critical Thinking	3	11	16	9	3	0	0
45	Entrepreneurial /Job Skills	3	10	16	10	2	0	0
<b>E.</b>	<b>Overall University Experience</b>							
46	Your Overall Academic Experience	0	8	20	9	2	0	0

**TABLE 3: Frequency Distribution in Percentage (N=42)**

S.No	Category	Below Average	Average	Good	Very Good	Excellent	Don't Know	Not Applicable
<b>A.</b>	<b>Academic</b>							
1	Content of Syllabi of the Courses	0	28.57	50	16.67	4.76	0	0
2	Extent of Syllabi Covered in the Class	2.44	17.07	56.1	21.95	2.44	0	0
3	Delivery of Syllabi in the Class	2.5	10	70	15	2.5	0	0
4	Use of Teaching Aids and ICT in the Class to Facilitate Teaching	2.38	23.81	45.24	23.81	4.76	0	0
5	Overall Experience with Internal Assessment (Quiz, Assignments, Presentations etc.)	7.14	14.29	45.24	30.95	2.38	0	0
6	Student Teacher Interaction	4.76	26.19	30.95	28.57	9.52	0	0
7	Integration of Theory and Practical in Classes (wherever applicable)	11.9	14.29	45.24	19.05	9.52	0	0
8	Stimulation for Innovative Thinking	22.5	25	47.5	2.5	2.5	0	0
9	Overall Learning Experience	5	27.5	47.5	20	0	0	0
10	Condition of Lab Equipment	43.9	36.59	14.63	4.88	0	0	0
11	Availability of Online Resources	51.22	34.15	12.2	0	2.44	0	0
12	Opportunities in the Department/ University for Research Activities	16.67	38.1	26.19	11.9	4.76	2.38	0
13	Opportunity to Participate in Seminar/ Workshop/ Conference/ Research Projects	38.1	23.81	21.43	7.14	2.38	2.38	4.76
14	Experience with Research Environment	26.83	48.78	14.63	2.44	0	2.44	4.88
15	Participation in Co-Academic And Cultural Events	30	52.5	15	2.5	0	0	0
<b>B.</b>	<b>Infrastructure</b>							
16	Classroom Facilities (LCD/Audio/ Computer/Seating Arrangement Etc.)	0	16.67	57.14	19.05	7.14	0	0
17	Library Reading Room Facility	4.76	26.19	42.86	19.05	2.38	4.76	0
18	Library Digital Resources and Reading Material Support	12.2	36.59	34.15	7.32	2.44	7.32	0
19	Internet Facility	35.71	23.81	35.71	2.38	0	0	2.38

S.No	Category	Below Average	Average	Good	Very Good	Excellent	Don't Know	Not Applicable
20	University Website	2.38	16.67	59.52	16.67	4.76	0	0
21	Department Website	2.44	4.88	48.78	24.39	19.51	0	0
22	Sports Facility	41.46	34.15	9.76	2.44	0	2.44	9.76
23	Food Outlets/Canteens	39.02	41.46	14.63	2.44	2.44	0	0
24	Drinking Water Facility	2.38	16.67	30.95	33.33	16.67	0	0
25	Washroom Facilities	2.38	16.67	35.71	33.33	11.9	0	0
26	Hostel Facility	33.33	15.38	17.95	5.13	0	10.26	17.95
<b>C.</b>	<b>Support System</b>							
27	Experience of the Admission Process to the Programme you have Enrolled in	35.71	21.43	35.71	4.76	2.38	0	0
28	Help Received by Orientation Programme of the Department	21.43	40.48	30.95	4.76	0	0	2.38
29	Experience with University's Administrative Staff	16.67	40.48	40.48	2.38	0	0	0
30	Experience with Department's Administrative Staff	23.81	23.81	35.71	11.9	4.76	0	0
31	Timely Announcement of Result	11.9	21.43	52.38	4.76	9.52	0	0
32	Experience with Timely Availability of Mark Sheet	14.29	16.67	52.38	9.52	7.14	0	0
33	Experience with Evaluation Process	4.88	24.39	53.66	9.76	4.88	2.44	0
34	Experience with Placement Cell of the University/Department	2.44	7.32	21.95	21.95	43.9	0	2.44
35	Functioning Of Placement Cell Of The Department	0	2.44	14.63	31.71	51.22	0	0
36	Experience with Healthcare Facility	7.5	20	35	5	5	22.5	5
<b>D.</b>	<b>Skills/ Competencies Developed During Course of Study</b>							
37	Analytical Competency	2.38	28.57	45.24	19.05	4.76	0	0
38	Problem Solving Competence	2.38	28.57	40.48	21.43	7.14	0	0
39	Leadership	9.52	26.19	47.62	14.29	2.38	0	0
40	Time Management	0	26.19	47.62	14.29	11.9	0	0
41	Team Work/Collaboration Skills	4.76	30.95	30.95	21.43	11.9	0	0
42	Communication Competence	7.14	19.05	47.62	21.43	4.76	0	0
43	IT Skills	7.14	23.81	40.48	26.19	2.38	0	0

S.No	Category	Below Average	Average	Good	Very Good	Excellent	Don't Know	Not Applicable
44	Critical Thinking	7.14	26.19	38.1	21.43	7.14	0	0
45	Entrepreneurial /Job Skills	7.32	24.39	39.02	24.39	4.88	0	0
<b>E.</b>	<b>Overall University Experience</b>							
46	Your Overall Academic Experience	0	20.51	51.28	23.08	5.13	0	0